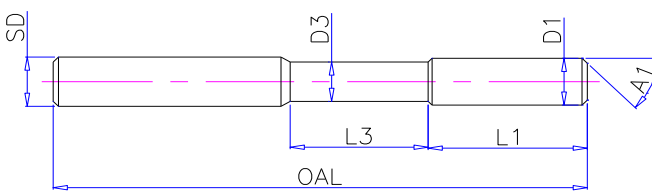
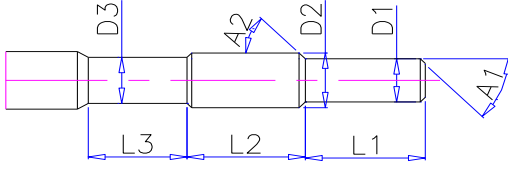





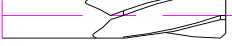


Customised Carbide Reamer - Ordering Form

Note: Kindly fill up your Custom requirement in this form and Fax to 65-62431957 or Email to sales@stamfordtools.com

Attn To: _____

Date: _____

<p>Reamer</p>  <p>Step Reamer</p>  <p>D1 tol. _____ L1 _____ D2 tol. _____ L2 _____ D3 tol. _____ L3 _____ A1 _____ A2 _____ OAL _____ SD _____</p>	<p>Type</p> <p><input type="checkbox"/> Reamer </p> <p><input type="checkbox"/> Step Reamer </p> <p><input type="checkbox"/> Broach Reamer </p> <p>Flute Type</p> <p><input type="checkbox"/> Straight </p> <p><input type="checkbox"/> R/H Spiral </p> <p><input type="checkbox"/> L/H Spiral </p> <p>No. of Flute <input type="checkbox"/> 3 <input type="checkbox"/> 4 <input type="checkbox"/> 6 <input type="checkbox"/> 8</p> <p>Machining <input type="checkbox"/> Horizontal Cut <input type="checkbox"/> Vertical Cut</p> <p><input type="checkbox"/> Tool Rotate <input type="checkbox"/> Job Rotate</p> <p>Coating: <input type="checkbox"/> Tin <input type="checkbox"/> TiAlN <input type="checkbox"/> DLC</p> <p>Mat. to Cut _____ HRC _____</p> <p>Bore Type <input type="checkbox"/> Blind Hole <input type="checkbox"/> Through Hole</p> <p>* What Tools are used for pre-operation before to this custom tool? eg: Pre Drill Specify the Size _____</p> <p>Other Info</p> <p>.....</p> <p>.....</p> <p>.....</p> <p>* Qty Required :</p> <p>* Tool required Date:</p> <p>* Tool Ref(if any)</p>
<p>WORK PIECE: Pls sketch below or Fax the Dwg.</p> <p>Hole Size & Tol. _____ Straightness _____ Cut Length _____ Surface Finish _____</p>	
<p>* Indicate Previous problems if any:</p> <p>.....</p> <p>.....</p> <p>.....</p>	

Enquiry From:

Contact Name: _____ H/P: _____

Company Name _____ Tel: _____

Address: _____ Fax: _____

_____ Email: _____